

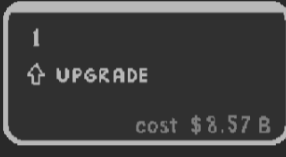
IDLE 1 MANUAL : BASICS



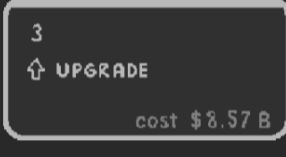
A. Upgrade Buttons



you have half of the money needed for the next upgrade



you can afford the next Upgrade



you can afford the next 3 Upgrades



you can afford the next 13 Upgrades and projected to get to the next level multiplier range. notice the full arrow

B. Color Levels & Earn Bars



big number: number of color levels (upgrades)
level multiplier boosts: multiplies revenue after certain levels. the default ranges are: 1-10-25-50-100-200-300-400

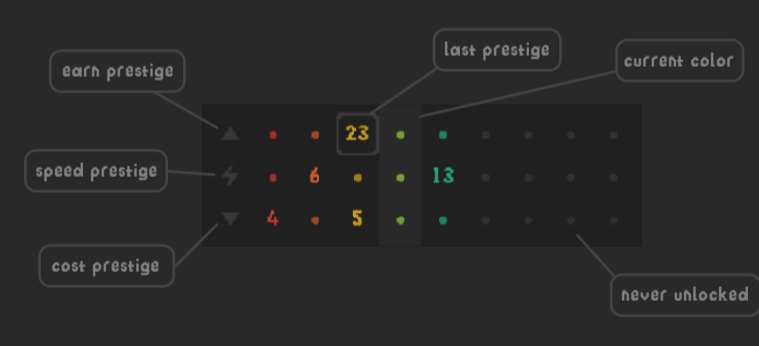
circular bar: percentage of levels upgraded until the next level multiplier boost

earn bar: shows the money generation progress

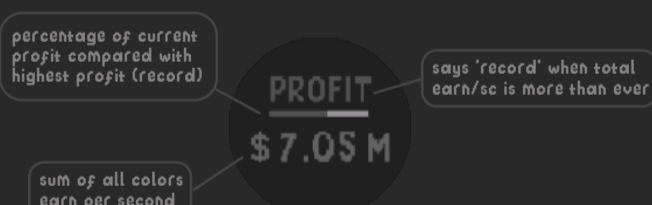
number of parallel earn bars: shows the range of level multiplier boosts.

rainbow earn bars: color is maxed out

C. Top Panel Indicators



D. Profit Info



E. Progress Forecast



> shows a forecast of time remaining until the next color or machine progress

> does not show anything if the forecast is more than 10 minutes

F. Up Modes



STANDARD

> upgrades are done one by one

> spam upgrade button for faster level ups

MULTIPLIER

> upgrades only if the color is projected to get to the next level multiplier range

> optimized spending

BUY ALL

> buys all upgrades you can afford for a specific color

> fast spending

G. Prestige Button



prestige: restarts the game giving randomly selected bonuses to one of the unlocked colors. this will make the world easier everytime you restart.

big number on the button: amount of prestige bonus that is offered for a world restart.

small number on the button: multiplies the amount of bonus for the next prestige. multipliers are accumulated when you're idle.

H. Cheat Button



cheats: consumable inapp purchases to make your progress easier.

number on the button: amount of cheat selections available. increases as you progress in the game.

more: tap 'more' sign to see more details or select another cheat.